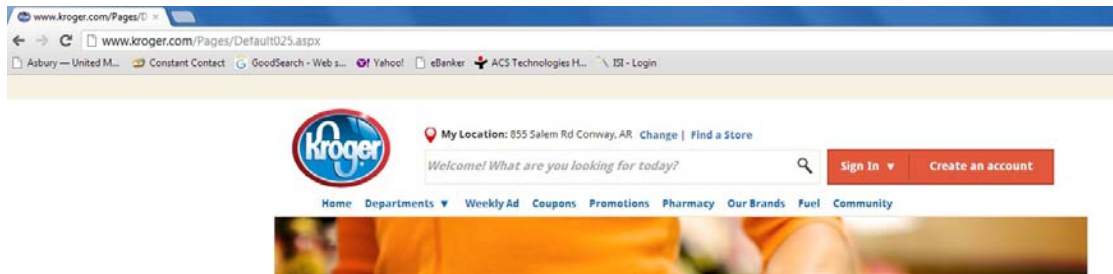


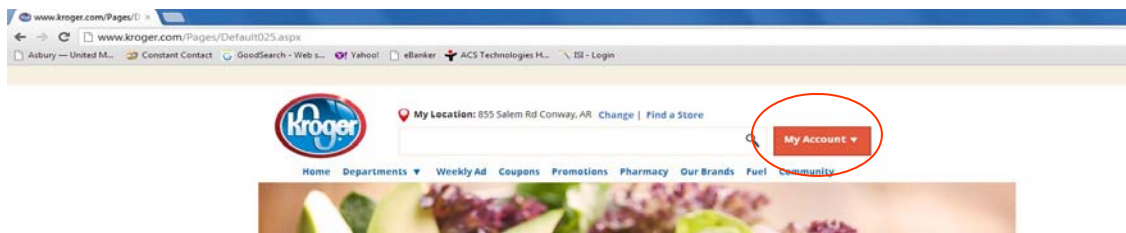
Registering your Kroger Card

Have your Kroger Plus Card (if you don't have one, you can get it at any Kroger store)

1. Go to www.kroger.com.
2. If you already have an account, sign in. If you don't have an account, click Create an Account. Enter all the information. You will receive an email to finish the process.



3. After signing in to your account, click My Account.



4. Click Kroger Plus Card.



5. Register your Plus Card Number. (The number is on the back of your card)
6. Click Community Rewards.



7. Type in Asbury United Methodist Church in the search for organization field. A list will come up of matches, choose Asbury United Methodist Church, organization # 802067.

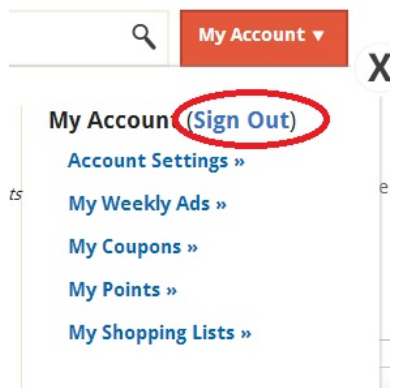
1. Find Your Organization
Enter your organization number or at least 5 characters of your organization's name and click 'search'.
Asbury United Methodist Church

2. Select Your Organization
Select your organization below.

Organization Name	Address	Organization Number
Asbury United Methodist Church	1700 Hapa Valley Dr., Little Rock, AR	802067

3. Save Your Selection
Click the Save Changes button to save your selection.

8. Save Changes.
9. To Sign out, click My Account, and then click Sign Out.



Now you are done! Every time you use your Kroger Plus Card it will benefit Asbury Children's Ministries!!